

Scaled data based on original data using
LM-79-08 Approved Method: Electrical and Photometric Measurements of Solid-
State Lighting Products

Test Report Prepared for
Cooper Lighting Solutions
(formerly Eaton)

Brand: McGRAW-EDISON

Report Number: P270188

Luminaire Tested: **GWC-AF-01-LED-E1-T4W-7027-1200**

Issue Date: 3/3/2020

Test Information

Test Method: LM-79-08
Report Number: P270188
TEST IS SCALED FROM IESNA LM-79-08 TEST DATA (P24147)
Test Lab: INNOVATION CENTER P2
Issue Date: 3/3/2020
Manufacturer: COOPER LIGHTING SOLUTIONS (FORMERLY EATON)
Product Line: MCGRAW-EDISON
Catalog Number: GWC-AF-01-LED-E1-T4W-7027-1200
Description: GALLEON WALL LUMINAIRE
(1) 70 CRI, 2700K, 1200mA LIGHTSQUARE WITH 16 LEDS EACH AND TYPE IV WIDE OPTICS
Light Source: -
Ballast/Driver: ELECTRONIC DRIVER

Summary

Lumens per Lamp: N/A
Luminaire Lumens: 6016.5 lumens
Efficiency: N/A
Efficacy: 89.8 lumens/watt
Luminous Opening: Rectangular (W 0.5' x L: 0.5' x H: 0')
IES Classification: Type IV - Short - Semi-Cutoff
BUG Rating: B1 - U0 - G2

Input Watts (W): 67
Input Voltage (V): NR
Input Current (Ain): NR
Voltage Rise (V): NR
Power Factor: NR
Total Harmonic Distortion (THDi): NR
Frequency (hertz): 60
Stabilization Time: NR
Operation Time: NR
Ambient Temperature (°C): NR
Test Distance: 25 FT

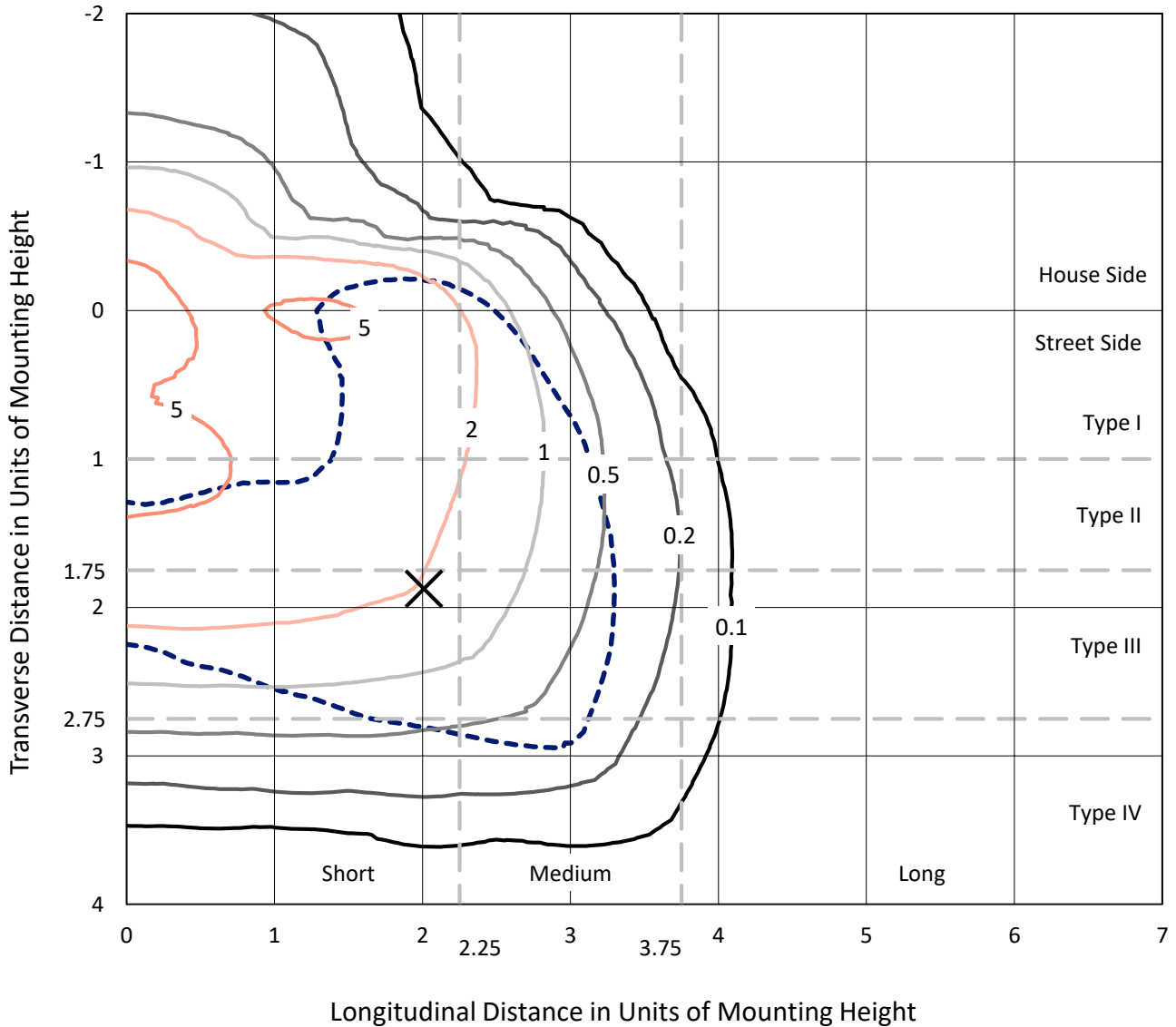


REPORT NUMBER: P270188

CATALOG NUMBER: GWC-AF-01-LED-E1-T4W-7027-1200

Iso-Footcandle Lines of Horizontal Illumination

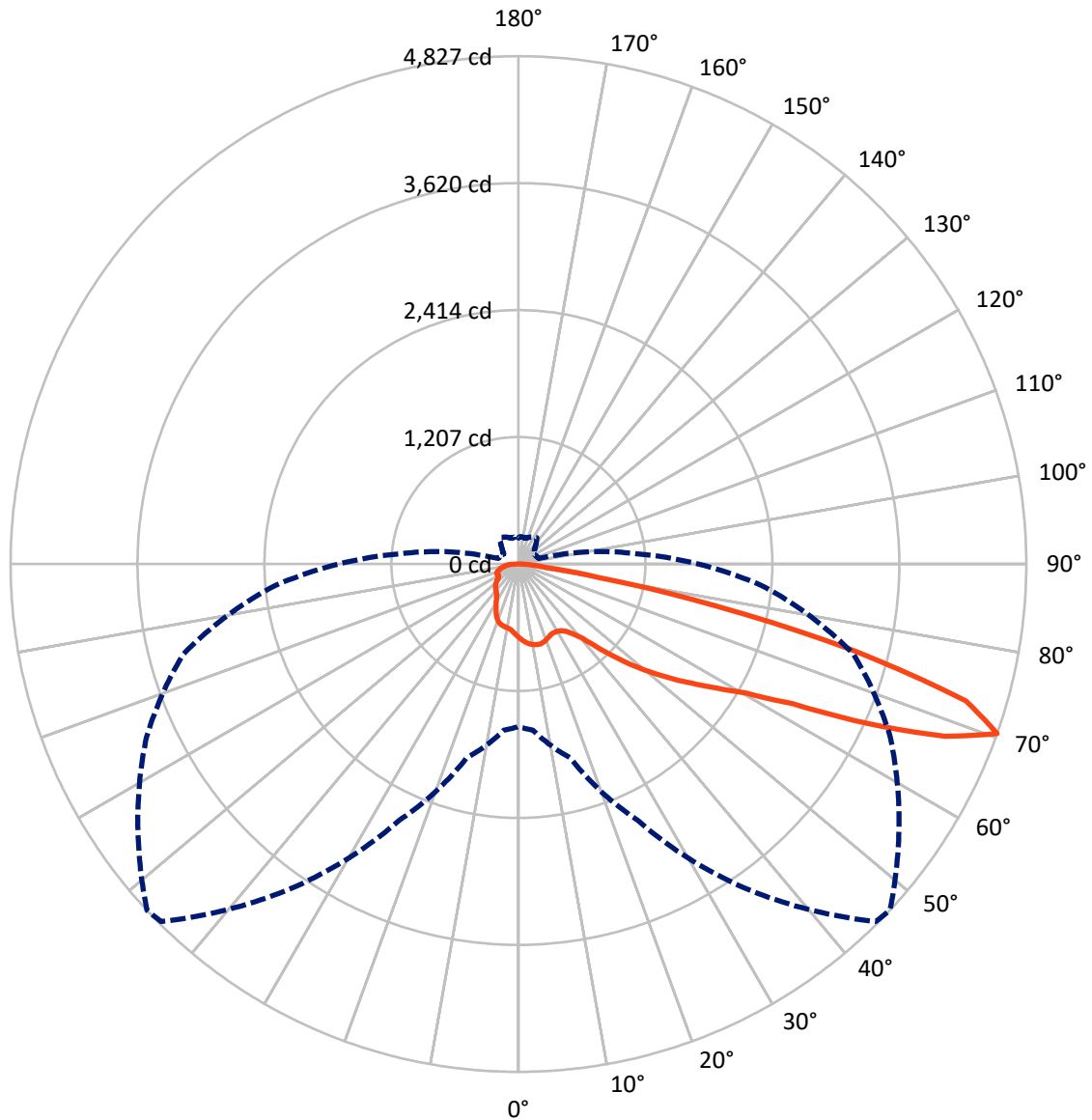
× Max cd
 - - - 1/2 Max cd



Based on 10 foot mounting height. Maximum calculated value = 8.1 fc
 Type IV - Short - Semi-Cutoff

REPORT NUMBER: P270188
CATALOG NUMBER: GWC-AF-01-LED-E1-T4W-7027-1200

Luminous Intensity Polar Plot



— Vertical Plane Through 47-Deg Lateral - - - Horizontal Cone Through 70-Deg Vertical

REPORT NUMBER: P270188

CATALOG NUMBER: GWC-AF-01-LED-E1-T4W-7027-1200

FLUX DISTRIBUTION:

		Downward	Upward	Total
House Side	Lumens	1255.2	0.0	1255.2
	% Fixture	20.9	0.0	20.9
Street Side	Lumens	4761.3	0.0	4761.3
	% Fixture	79.1	0.0	79.1
Total	Lumens	6016.5	0.0	6016.5
	% Fixture	100.0	0.0	100.0

Coefficient of Utilization

ZONAL LUMENS:

Zone	Lumens	% Fixture
0°-10°	66.9	1.1
10°-20°	196.2	3.3
20°-30°	289.8	4.8
30°-40°	421.2	7.0
40°-50°	758.0	12.6
50°-60°	1313.2	21.8
60°-70°	1874.3	31.2
70°-80°	962.2	16.0
80°-90°	134.7	2.2
90°-100°	0.0	0.0
100°-110°	0.0	0.0
110°-120°	0.0	0.0
120°-130°	0.0	0.0
130°-140°	0.0	0.0
140°-150°	0.0	0.0
150°-160°	0.0	0.0
160°-170°	0.0	0.0
170°-180°	0.0	0.0
0°-90°	6016.5	100.0
0°-180°	6016.5	100.0



REPORT NUMBER: P270188

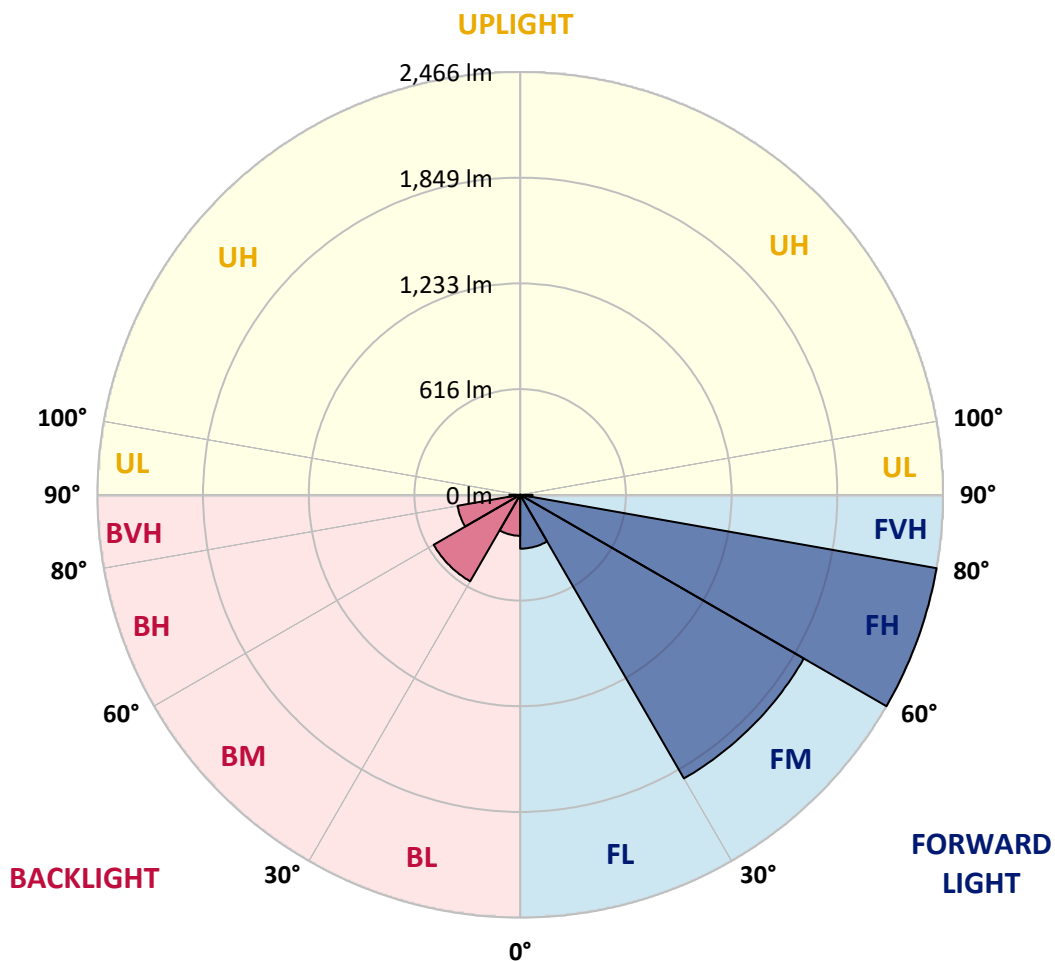
CATALOG NUMBER: GWC-AF-01-LED-E1-T4W-7027-1200

LUMINAIRE CLASSIFICATION SYSTEM LUMEN TABLE AND BUG RATING:

Zone	Lumens	% Fixture	Zone Rating/Lumen Limit		
			B	U	G
FL (0°-30°)	313.9	5.2			
FM (30°-60°)	1909.8	31.7			
FH (60°-80°)	2465.7	41.0			G2/5000
FVH (80°-90°)	71.9	1.2			G1/100
BL (0°-30°)	239.0	4.0	B1/500		
BM (30°-60°)	582.6	9.7	B1/1000		
BH (60°-80°)	370.7	6.2	B1/500		G1/500
BVH (80°-90°)	62.8	1.0			G1/100
UL (90°-100°)	0.0	0.0		U0/0	
UH (100°-180°)	0.0	0.0		U0/0	

BUG Rating: B1-U0-G2

Type IV Short





REPORT NUMBER: P270188

CATALOG NUMBER: GWC-AF-01-LED-E1-T4W-7027-1200

CANDELA DISTRIBUTION (FULL):

	0°	5°	15°	25°	35°	45°	47°	55°	65°	75°	85°
0°	698.2	698.2	698.2	698.2	698.2	698.2	698.2	698.2	698.2	698.2	698.2
2.5°	739.0	737.6	737.0	735.8	734.5	727.1	725.7	720.4	713.1	705.3	697.5
5°	787.6	787.4	784.1	778.3	768.9	752.8	749.0	736.2	718.9	702.1	685.4
7.5°	830.5	827.8	821.6	809.9	793.6	771.6	766.3	748.5	724.8	701.8	679.4
10°	861.7	860.2	846.8	830.8	809.4	784.9	778.9	759.0	732.9	703.9	675.9
12.5°	879.6	876.7	861.1	841.8	816.4	792.7	786.5	766.3	737.0	703.9	670.9
15°	878.5	876.3	860.8	839.7	814.0	793.3	787.6	767.5	736.2	701.0	664.4
17.5°	854.9	855.8	842.7	821.9	800.7	784.9	780.1	761.4	730.3	695.2	656.8
20°	814.0	818.0	809.4	790.9	779.2	768.3	765.1	749.4	721.2	686.7	648.7
22.5°	773.0	776.9	773.4	757.8	756.1	749.6	747.8	736.4	713.3	681.5	643.6
25°	742.9	746.4	745.9	732.4	737.6	737.2	735.8	730.3	711.5	681.5	644.5
27.5°	734.6	735.8	734.6	722.3	729.8	735.5	734.5	733.6	716.8	689.9	655.7
30°	762.8	761.0	751.9	727.1	733.8	742.0	740.8	741.5	732.7	712.1	680.6
32.5°	874.9	867.0	838.3	768.3	750.5	754.8	755.5	765.1	766.7	746.4	719.2
35°	1042.7	1033.8	996.7	879.0	802.2	787.0	787.0	801.6	810.5	795.5	779.2
37.5°	1220.3	1210.6	1190.8	1032.3	911.2	843.0	841.5	851.8	864.3	867.9	872.0
40°	1422.2	1412.0	1417.5	1204.4	1063.1	939.8	919.1	911.8	945.7	968.3	1001.0
42.5°	1643.2	1638.6	1640.7	1396.1	1236.1	1084.8	1055.1	1017.4	1058.5	1098.4	1167.3
45°	1847.9	1851.9	1849.9	1601.4	1428.7	1261.6	1230.1	1157.0	1197.1	1265.9	1378.1
47.5°	2026.9	2010.0	2036.4	1825.5	1644.3	1459.4	1420.8	1322.8	1363.4	1448.2	1638.0
50°	2244.4	2242.1	2203.5	2124.8	1905.2	1658.2	1607.5	1493.9	1557.2	1675.2	1965.5
52.5°	2473.0	2430.6	2395.2	2357.4	2181.9	1861.8	1799.8	1664.6	1784.9	1933.3	2364.8
55°	2519.8	2500.8	2544.8	2608.3	2448.5	2073.5	2001.2	1878.5	2041.3	2228.3	2825.2
57.5°	2619.9	2619.6	2710.5	2823.7	2723.0	2298.0	2225.1	2137.1	2329.7	2566.5	3313.9
60°	2687.5	2706.7	2875.2	3095.0	2992.7	2557.4	2490.3	2435.2	2657.5	2944.4	3769.5
62.5°	2723.0	2748.8	2978.9	3205.2	3373.8	2989.1	2922.0	2842.7	3091.2	3358.9	4035.8
65°	2575.8	2626.5	2962.8	3300.3	3707.3	3689.0	3658.7	3519.5	3633.6	3686.4	3939.4
67.5°	2168.4	2220.2	2611.8	3211.5	3945.6	4364.0	4370.3	4132.5	3967.4	3714.4	3312.2
70°	1544.8	1585.6	1909.5	2692.6	3764.2	4805.0	4827.0	4414.9	3900.9	3294.1	2314.2
72.5°	733.6	758.3	1065.1	1752.5	2987.0	4402.6	4445.1	4054.2	3316.9	2438.8	1262.5
75°	269.6	277.1	360.0	745.6	1732.6	3246.7	3296.7	2906.2	2198.8	1214.1	481.0
77.5°	161.5	166.5	201.9	314.6	681.5	1855.8	1929.7	1580.6	960.9	451.9	236.6
80°	112.9	116.5	144.8	195.8	322.0	707.1	773.0	645.2	382.9	286.0	172.1
82.5°	76.4	78.2	101.9	132.3	213.9	252.7	272.5	286.9	258.2	212.8	109.1
85°	50.0	51.8	69.1	87.2	136.2	130.6	133.5	168.9	188.6	144.5	60.5
87.5°	28.7	29.9	41.5	46.5	66.7	55.3	56.0	89.0	120.6	97.5	36.9
90°	0.0	0.0	0.0	0.0	0.0	0.0	0.0	0.0	0.0	0.0	0.0



REPORT NUMBER: P270188

CATALOG NUMBER: GWC-AF-01-LED-E1-T4W-7027-1200

CANDELA DISTRIBUTION (continued):

	90°	95°	105°	115°	125°	135°	145°	155°	165°	175°	180°
0°	698.2	698.2	698.2	698.2	698.2	698.2	698.2	698.2	698.2	698.2	698.2
2.5°	695.5	691.6	683.3	678.0	672.9	671.8	669.6	669.3	669.1	669.1	668.2
5°	679.9	673.5	660.3	653.0	646.9	646.3	646.1	647.5	648.0	648.7	647.8
7.5°	670.0	661.2	644.9	634.4	626.9	625.2	628.2	634.9	639.2	641.0	640.1
10°	663.8	653.0	634.1	622.5	616.4	615.6	619.3	627.2	636.3	639.9	639.6
12.5°	656.8	644.5	624.3	612.4	608.8	610.6	615.6	622.9	632.2	637.7	638.1
15°	649.8	635.6	614.7	604.1	602.7	605.0	609.7	615.2	622.5	628.2	628.8
17.5°	641.3	626.4	605.5	594.8	593.6	594.8	595.0	598.0	602.7	608.0	609.4
20°	632.2	617.0	595.3	584.5	579.2	574.6	569.3	569.9	571.3	576.6	577.8
22.5°	625.8	610.6	587.4	572.5	558.4	544.5	534.0	532.4	533.1	537.4	538.9
25°	626.4	610.3	585.4	559.6	528.9	506.4	492.4	489.9	489.7	492.9	495.0
27.5°	637.7	621.6	593.1	546.4	496.8	463.3	448.4	446.6	444.3	445.2	447.5
30°	663.3	648.3	611.4	533.1	461.9	421.1	405.7	404.0	400.7	399.2	401.1
32.5°	704.8	692.6	638.3	520.1	427.1	385.3	369.5	365.6	363.5	361.7	363.3
35°	773.9	768.6	674.4	506.0	396.3	357.3	343.1	337.3	334.3	337.6	339.7
37.5°	882.2	885.1	721.5	484.1	372.5	338.9	327.0	320.2	315.8	318.4	321.1
40°	1035.6	1037.6	773.6	453.1	352.1	328.2	315.2	309.0	303.0	298.2	298.0
42.5°	1237.0	1216.1	824.9	419.5	328.4	321.5	307.0	299.4	290.1	277.1	274.5
45°	1475.8	1403.0	863.8	380.8	301.8	313.1	298.0	287.5	272.7	258.7	257.3
47.5°	1750.9	1603.5	882.9	340.6	276.9	301.2	286.9	270.2	251.7	244.7	243.8
50°	2087.0	1841.3	891.8	301.8	255.3	285.4	270.7	251.2	235.6	234.2	233.3
52.5°	2469.5	2127.6	894.8	269.9	237.4	264.9	257.5	238.6	226.3	227.5	227.5
55°	2869.9	2423.3	854.9	246.8	221.1	243.8	248.8	233.6	223.3	228.0	229.7
57.5°	3237.6	2685.3	729.8	228.9	205.5	227.7	245.5	238.3	231.3	250.3	251.4
60°	3519.7	2840.1	545.0	212.8	194.0	222.2	254.1	256.0	257.9	303.3	309.3
62.5°	3578.8	2788.6	374.7	200.2	188.9	226.8	269.6	269.9	267.9	299.4	303.3
65°	3307.6	2462.9	272.5	193.1	184.4	235.4	282.7	276.6	263.2	287.2	280.1
67.5°	2626.7	1855.4	226.8	187.9	178.0	234.7	296.8	282.7	260.5	281.3	269.9
70°	1705.1	1122.0	201.9	183.6	170.4	223.6	305.1	282.2	253.0	261.6	248.2
72.5°	831.9	501.8	185.3	177.1	162.5	208.0	304.7	276.9	245.0	244.3	237.2
75°	325.5	229.7	170.0	167.4	148.9	190.5	296.5	269.3	235.6	226.3	223.6
77.5°	190.5	163.9	150.7	153.2	132.9	173.1	284.6	256.0	222.8	211.6	208.6
80°	138.8	122.7	128.5	132.3	113.5	155.4	268.5	239.9	208.3	213.9	209.8
82.5°	89.0	79.1	104.3	107.9	94.5	137.6	250.8	223.0	188.3	170.9	166.8
85°	45.4	50.0	77.6	82.3	72.9	112.9	229.4	200.5	165.4	142.2	144.5
87.5°	25.4	34.2	49.4	55.3	51.6	87.0	186.2	165.4	134.9	109.8	96.6
90°	0.0	0.0	0.0	0.0	0.0	0.0	0.0	0.0	0.0	0.0	0.0

(END OF REPORT)